





How to draw a horse!

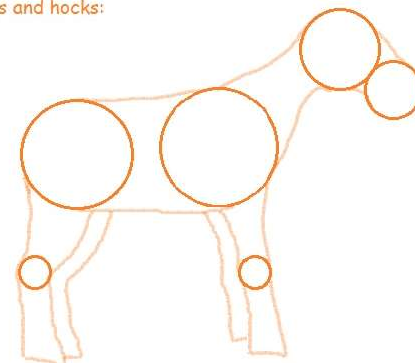
1. Draw circles for the shoulders and hindquarters, and join them together to form the body:




2. Add two circles to form the head, and draw in the neck:



3. Add legs, using smaller circles for the knees and hocks:



4. Draw in the mane, tail, forelock and ears:



5. Rub out the guideline circles...



And colour her in!

